







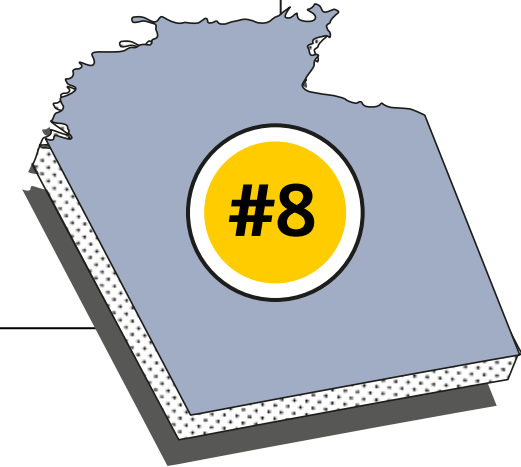


# An overview of NT

Key categories	This quarter	Vs decade average
 Dwelling commencements	143	-60.0%
 Unemployment	4.8%	+11.8%
 Population growth	-0.17%	-121.4%
 Economic growth	\$35,053m	+18.7%
 Equipment investment	\$80m	-53.4%
 Housing finance	\$77m	-9.5%
 Retail Spending	\$772m	+0.5%
 Construction work	\$488m	-67.6%



**The Northern Territory** is second-ranked on relative unemployment but lags all other states and territories on six of the eight indicators.