







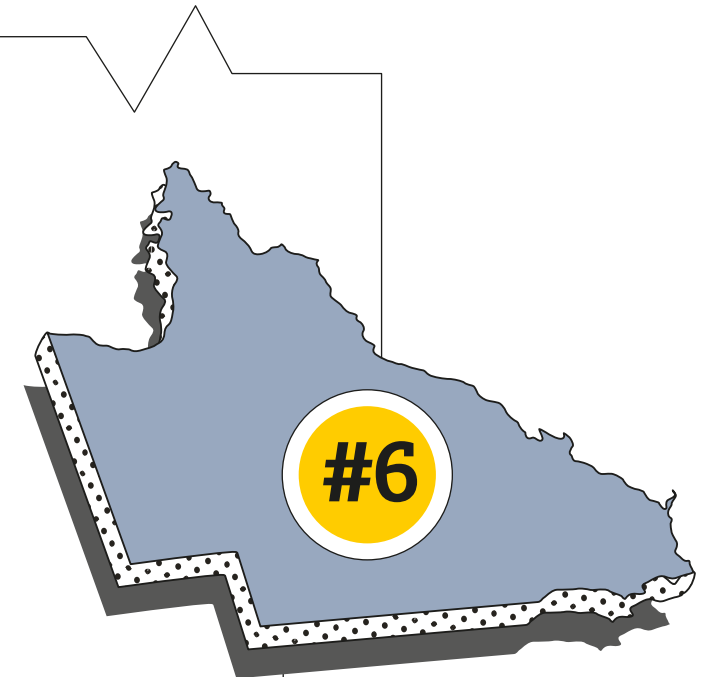


# An overview of QLD

Key categories	This quarter	Vs decade average
 Dwelling commencements	7,376	-21.4%
 Unemployment	5.7%	-4.5%
 Population growth	1.68%	+1.8%
 Economic growth	\$404,562m	+20.0%
 Equipment investment	\$2,817m	-3.4%
 Housing finance	\$2,570m	+19.0%
 Retail spending	\$16,224m	+9.6%
 Construction work	\$9,528m	-25.2%



**Queensland is now in sixth position** on the performance rankings. Queensland is ranked third on relative population growth